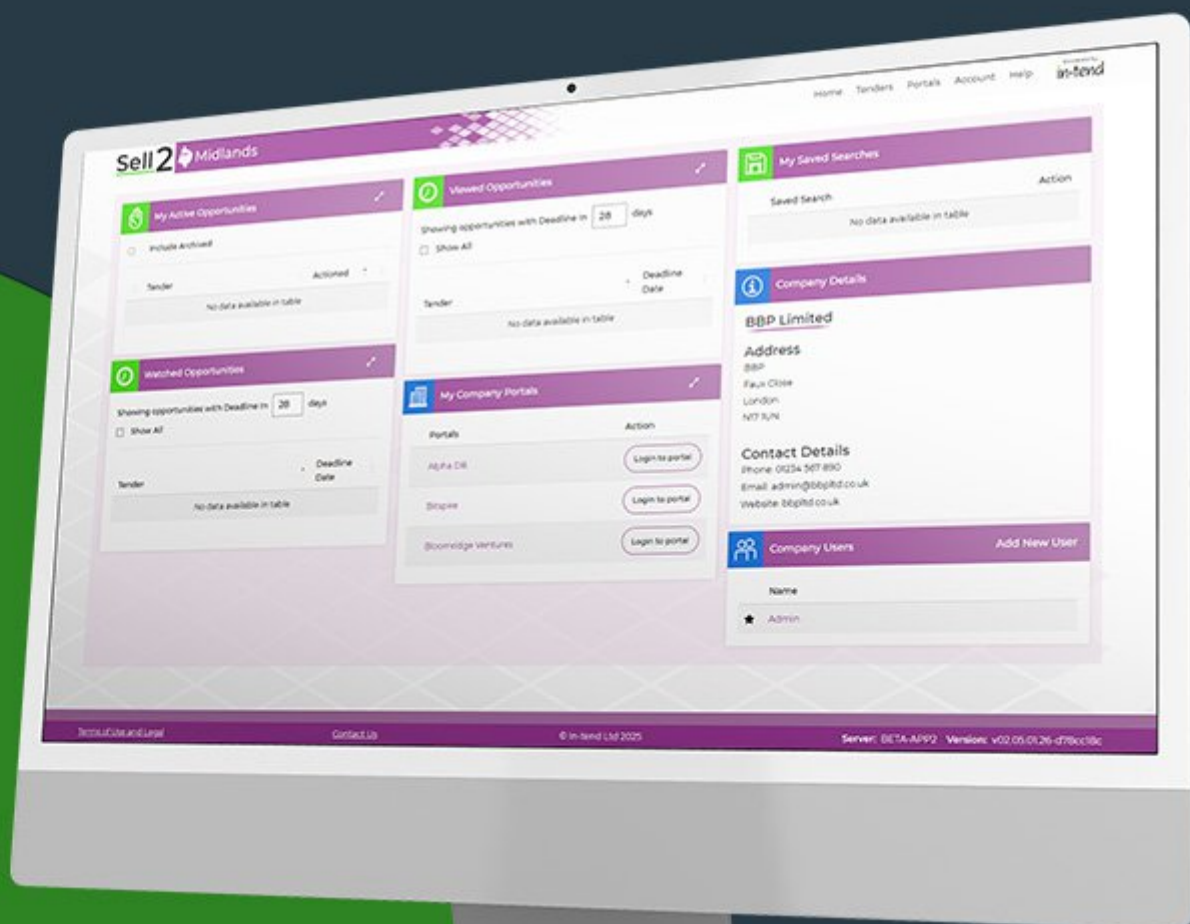


Welcome to Sell2Midlands

Find out how to access your account, reset your password and link or register with organisation portals following the migration to Sell2Midlands



Contents

Contents.....1

Accessing Sell2Midlands.....2

 First-time access for migrated users.....3

Logging in.....5

Accessing and linking other portals.....6

Tenders.....7

Next steps.....8

Accessing Sell2Midlands

To access Sell2Midlands, visit the portal at:
<https://sell2.in-tend.co.uk/midlands/home>

You will be asked to enter your email address and password.

If your account has been migrated from the CSW-JETS Portal, please use your existing email address to log in. If not, you can use your existing Sell2Midlands credentials, or register for a new account by selecting **Register** from the menu bar.

Sell2 Midlands Home Tenders **Register** Help Powered by in-tend

Sell2Midlands
Be alerted, search or browse through tender opportunities for a range of value contracts from a variety of Midlands organisations

Log in to your account

Email

Password Show

Login

I've forgotten my password

Live Tenders Currently on Sell2Midlands

16 In-tend Tenders **0** Public Tenders **16** Total Tenders

Still need help? Please call us on +44 114 407 0056

Search for Tenders

Search by keyword Search

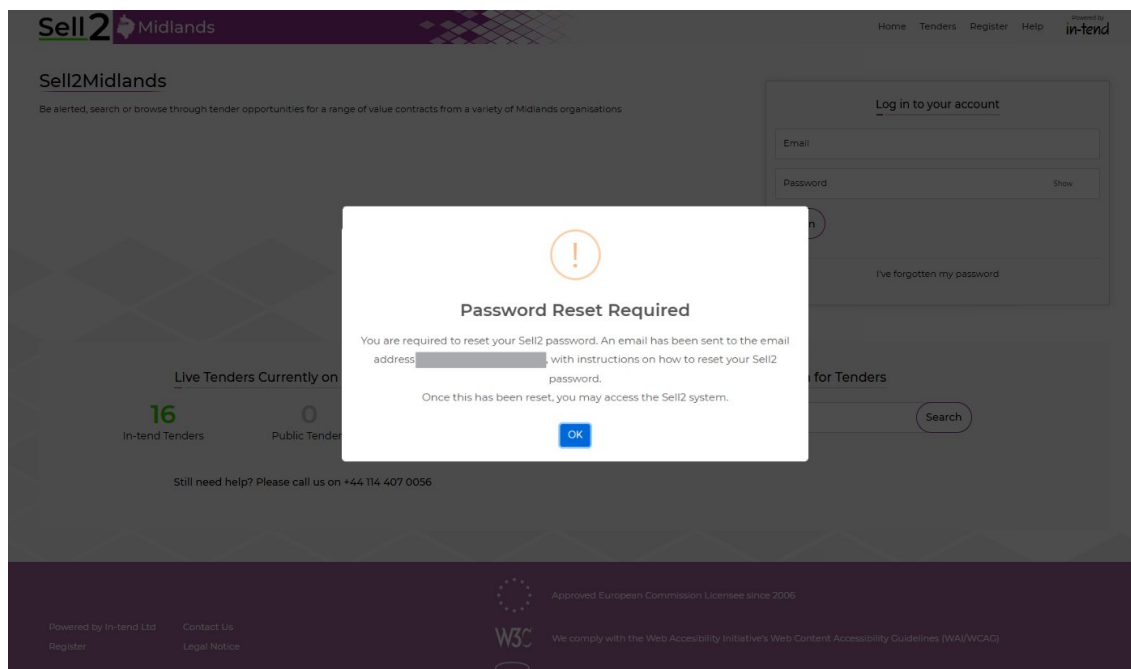
Powered by In-tend Ltd Register Contact Us Legal Notice

Approved European Commission Licensee since 2006

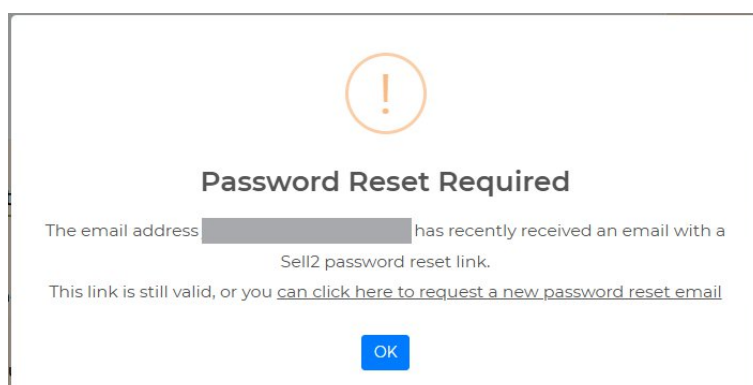
We comply with the Web Accessibility Initiative's Web Content Accessibility Guidelines (WAI/WCAG)

First-time access for migrated users

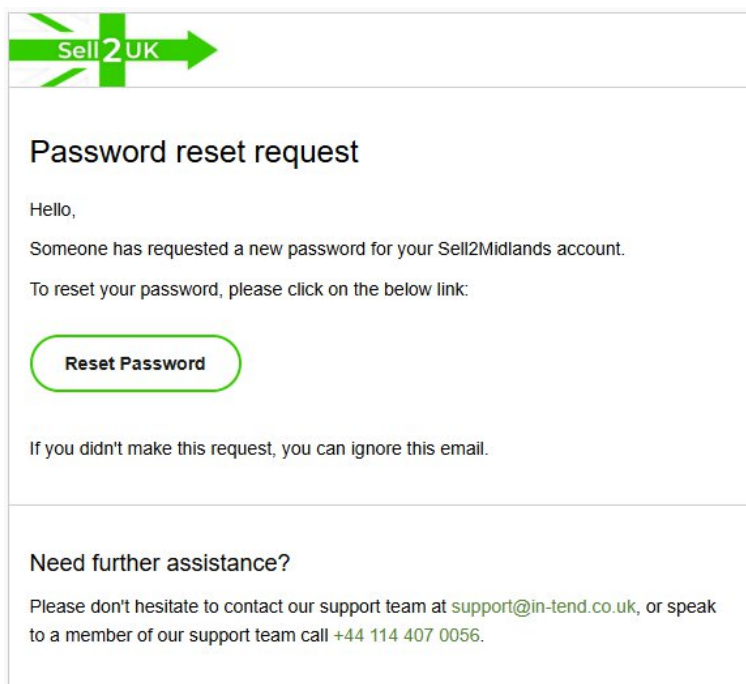
If this is your first time accessing Sell2Midlands, you will automatically receive an email with a link to set your Sell2Midlands password.



If you attempt to enter your email address again within 5 minutes, you will be prompted to use the **Reset Password** page. This will send you the same password reset email again.



The password reset email will contain a link that takes you to the password reset screen. You will be asked to create a new password for your Sell2Midlands account.



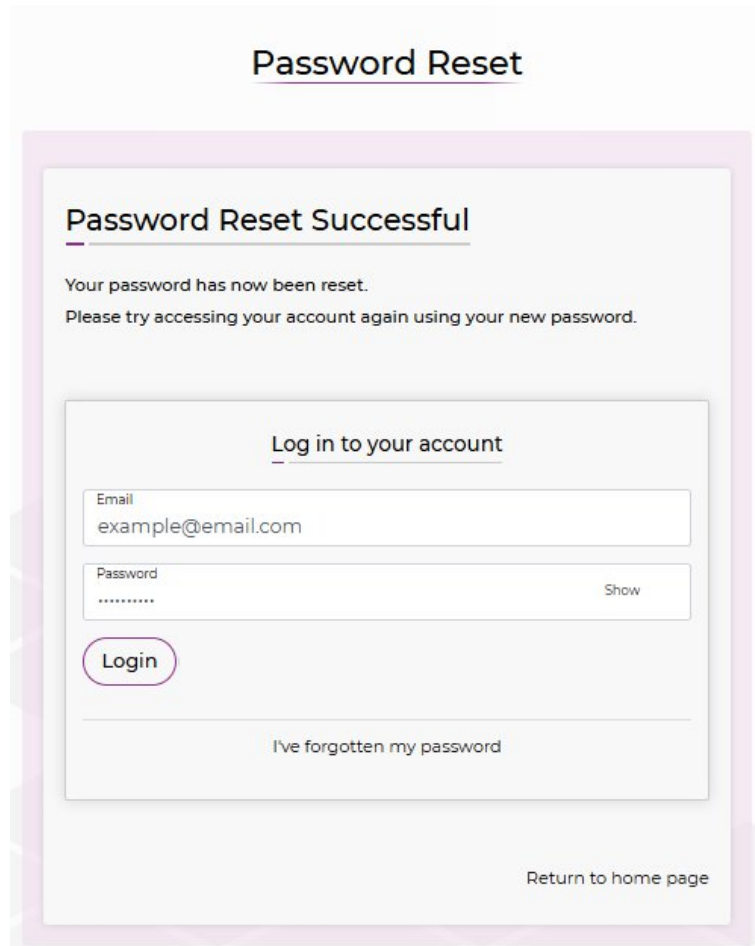
Important: This password does not replace your CSW-JETS Portal password. It is only for your Sell2Midlands account.

Forgotten Password

A screenshot of a web form titled "Reset Password". It includes a red asterisk and the text "Please enter a new password for your account". There is a text input field labeled "Password" with a "Show" link to its right. Below the input field, a grey box lists password requirements: "Passwords must contain:" followed by a bulleted list: "At least 8 characters", "At least 1 uppercase letter", "At least 1 lowercase letter", "At least 1 number", and "At least 1 special character : !@#\\$%^&*". A green "Reset Password" button is at the bottom right of the form.

Logging in

Once your password has been reset, you will be directed to the login page. Enter your email address and new Sell2Midlands password to log in.



The screenshot shows a 'Password Reset' page. At the top, it says 'Password Reset Successful'. Below this, it states: 'Your password has now been reset. Please try accessing your account again using your new password.' The main part of the page is a 'Log in to your account' form. It has two input fields: 'Email' with the value 'example@email.com' and 'Password' with masked characters '*****'. There is a 'Show' button next to the password field. Below the fields is a 'Login' button. At the bottom of the form, there is a link that says 'I've forgotten my password'. At the very bottom of the page, there is a link that says 'Return to home page'.

Password Reset

Password Reset Successful

Your password has now been reset.
Please try accessing your account again using your new password.

Log in to your account

Email
example@email.com

Password
***** Show

Login

[I've forgotten my password](#)

[Return to home page](#)

After logging in, you will land on your Sell2Midlands Dashboard. From here, you can:

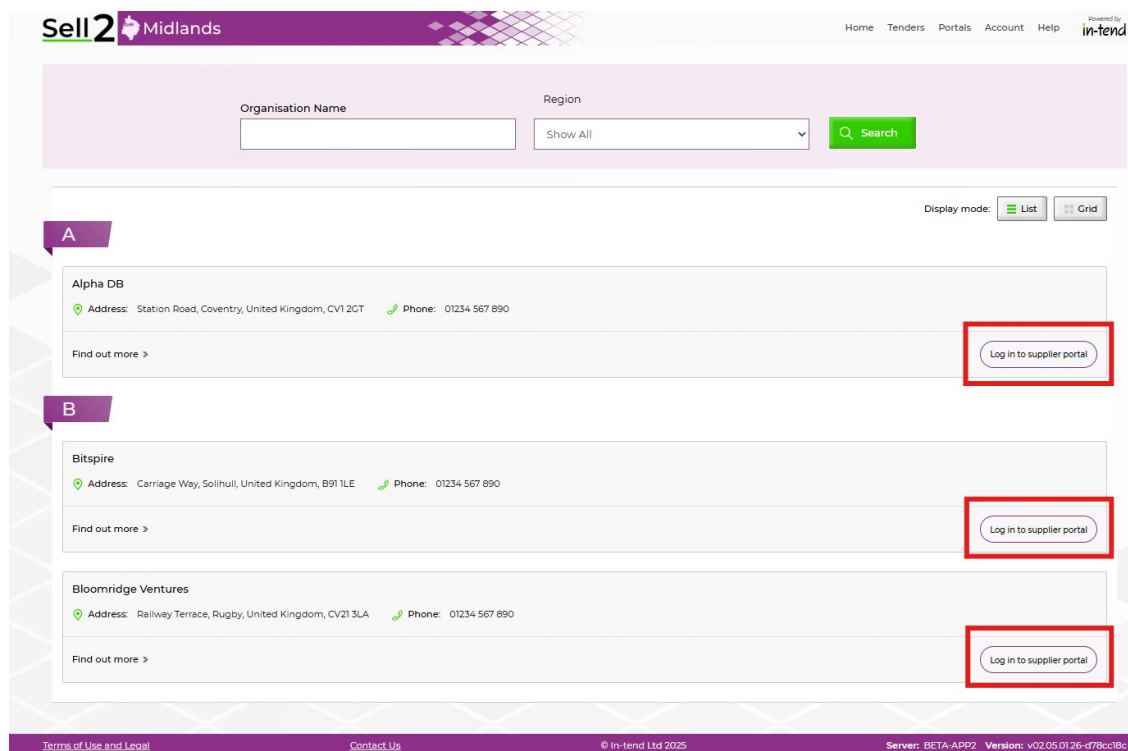
- View tenders
- View all portals available within the Sell2Midlands collaboration
- Update your company details

Accessing and linking other portals

To view the available portals, click Portals in the top menu.



Within the Portals page, you can see all the In-tend Supplier Portals - that you will already be registered with - and you can access the individual portals by clicking the Log In button.



Tenders

The benefit of Sell2Midlands is you can view all current tenders from the In-tend supplier portals that are within Sell2Midlands in one place, saving time of accessing each individual portal to look for opportunities. You can filter these using the Tender Search functionality here:

Sell2 Midlands Home **Tenders** Portals Account Help Powered by **in-tend**

Keyword
Please enter a search term (required)

☐ Include Deadline Passed Opportunities
☐ Show Opportunities I've Flagged to Hide

Region
Show All

Date Published
From 21/04/2025 To 19/08/2025

Organisations
All

Expression of Interest
From dd/mm/yyyy To dd/mm/yyyy

Order By
Date Added

Order Direction
Descending

Save Search Search

Next steps

You can now access all portals you have registered with or linked to Sell2Midlands, and continue using them as before.

If you have any questions or require further information, please don't hesitate to get in touch with the In-tend Support Team:

+44 (0)114 407 0065

support@in-tend.co.uk